




**Oneida-Madison
Electric Co-op., Inc.**

A Touchstone Energy® Cooperative 

December 2022

COOPERATIVE NEWS

Letter from President Brouillette

Thank you to our Members that attended our 79th Annual Meeting on Friday, October 7, 2022, at Madison Central School. There was a great turnout of our Membership, especially since last year's meeting was an abbreviated one that combined two years due to the Covid-19 pandemic. It was great to see so many familiar faces, as well as some new ones!

Your Cooperative celebrated its 80th birthday back in May of this year, and throughout those eight decades, we have weathered many storms, both literally and figuratively, while still striving to provide reliable, affordable electricity to our membership. This will never change. While technology changes, music changes, fads change, your Cooperative's dedication to you, the Members, is still as strong and important to us as it was in 1942.

Your Board of Directors, CEO, office staff and line crew, all share the philosophy of providing the best possible service to our members and the community in which we all live. Being member-owned holds us more accountable than investor-owned utilities and we take that commitment very seriously.

I am proud of each member of our team and their willingness to contribute their individual talents to the everyday success of your Cooperative. Their pride of workmanship and optimism makes them a pleasure to work with and I would like to thank each of them for that!

I want to thank our entire Membership; your participation is vital for the progress of our organization.

Sincerely,

Rudy Brouillette
President, Board of Directors



Notes & Information

Normal Office Hours are as follows:

7:30am-4pm, Monday-Friday

Office Location: 6630 State Rt 20

Bouckville, NY 13310

Call (315) 893-1851 **24 hours a day**
for assistance with power outages
and/or emergencies

Your Board of Directors

Rudy Brouillette, President

Tom Stone, Vice President

Dan Saulsgiver, Secretary/
Treasurer

Seth Howard

John Lehr

James Nassimos

Kurt Peavey

Get Ready for Winter Weather!

We do our absolute best to keep the lights on for our Members year round, but sometimes Mother Nature has other plans.

Here are some tips to stay prepared during the cold-weather months should we have an outage:

Charge it up!- Keep cell phones, back-up batteries, kindles, hand-held games, and any other electronics charged.

Stock up! - have enough bottled water, canned goods and other non-perishable foods, such as trail mix, jerky, protein bars, etc. on hand for each person in your household for at least a couple of days. Don't forget baby formula for the little ones! And make sure you have a manual can opener!

Turn on the weather! Invest in a NOAA Weather Radio which is battery powered and can give you up-to-date information regarding the conditions in your area. You can also download the app, Clime, which is free and also powered by NOAA.

Stay Safe (and warm!)- Have a stock-pile of blankets and warm clothes should the heat go out. If using an alternative heating source, make sure to follow all instructions to avoid fires, carbon monoxide poisoning, and other emergencies.

Let there be light!- have candles, flash-lights, matches, and extra batteries on hand to see in the dark!



Notice of Member Hearing

A hearing for the members of Oneida-Madison Electric Cooperative Inc. will be held at the Madison Central School, 7303 Route 20, Madison, New York, on December 16th, 2022, at 7:00 PM regarding the proposed rate increase. The proposed revised schedule of rates will be posted and available for inspection at the office of Oneida-Madison Electric Cooperative Inc., 6630 Route 20, Bouckville, New York on December 5th, 2022, for members review.

Rudy Brouillette
President
Board of Directors

Convenient Ways to Pay Your Bill

Our bills are printed the 28th of every month and are due 20 days from then, putting the due date anywhere from the 17th to the 20th depending on the month. There are several different ways you can pay including:

1. By mail- use the courtesy envelope provided with your billing statement and mail it back to us
2. By phone- call us during **regular business hours** to pay using bank account or credit card (*NOTE- while our answering service is available 24/7, only the office staff can make or discuss payments)
3. Online- visit our website, oneida-madison.coop, in the upper right-hand corner of the home page you can
 - a. Make a One-Time Payment
 - b. Register with SmartHub- which saves your payment information so that you can manually pay every month without having to input credit card information OR sign up for recurring payments
4. Drop Box- drop your payment off anytime, day or night, using our drop box on the front of our building.

When the Lights Go Out, We Do Too

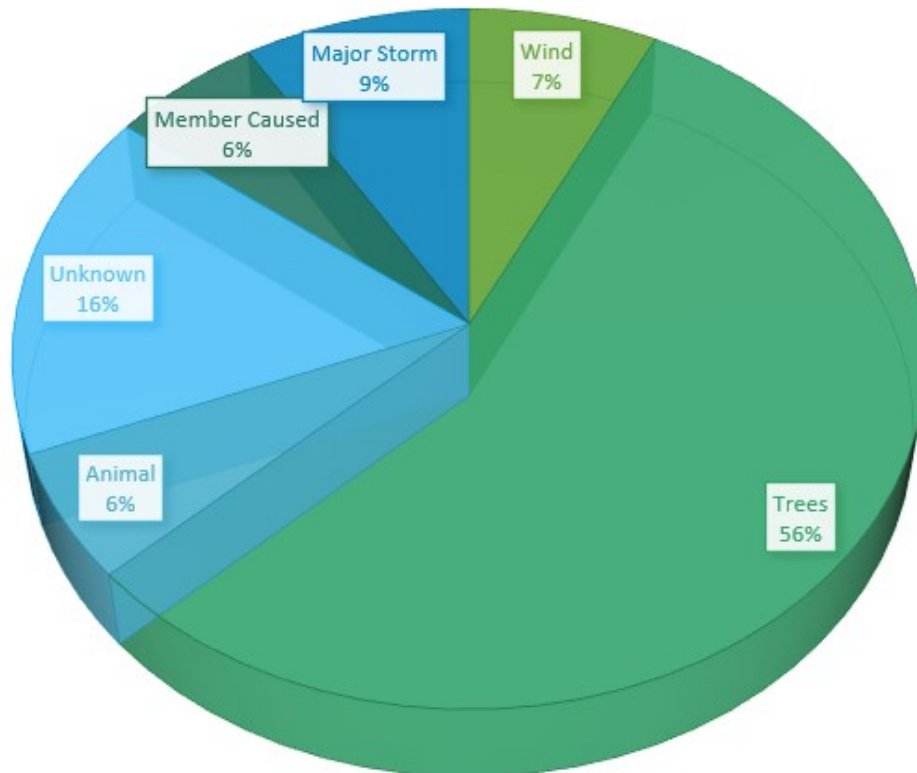
Sometimes, despite our best efforts, the power inevitably goes out. One of the main questions we often hear is why? Depicted below is a graph of the outages incurred from January 1, 2022 to November 1, 2022.

In the case of an outage, always call **315-893-1851**. If during regular business hours, your call will be answered by one of our Member Services Representatives who will then dispatch the line crew. Should an outage occur outside of working hours, your call will be directed to our third-party answering service who will then contact the linemen and dispatch them out. We kindly ask that you have your address and service map location (found on your billing statement) on hand, ready to relay to the operators.

Our answering service, while capable of connecting with our crew and passing along information given to them by members, does NOT have access to our computer records including billing information, payment history, or account balances, so please reserve those phone calls for regular business hours.


In the event of an after-hours outage, please remember that our line crew might be called out of their beds, away from their families, sometimes in very severe weather. We understand that outages can be very inconvenient, and in some cases, dangerous, but please be patient when waiting for your lights to come back on.

2022 OUTAGES



C5-24-01

Introducing Our New Energy Efficiency Rebate Program



Have you purchased an Energy Star-rated appliance recently? You may be eligible for our new Energy Efficiency Rebate Program!!

For qualifying members, you can receive a bill credit applied to your account for up to \$400!

Accepted appliances include refrigerators, freezers, clothes washers, clothes dryers, dishwashers, window air conditioners, and dehumidifiers.



The purchase needs to have been

made *after* June 1, 2022, the member's bill must be in a current status, and the appliance must be Energy Star rated.

Only one appliance per membership is eligible for rebate in a 12-month period. All rebates are subject to the availability of funds.

To see more details and to fill out an application, visit our website <https://oneida-madison.coop/energy-efficiency-rebate-program>.

Your map location number, found on your billing statement, may be found somewhere in this newsletter! If you find it, contact our office by Feb 1st and your account will be credited \$10!



2022 Photo Contest Winners

We'd like to congratulate Debra Mensche of Eaton, Heidi Griffith of Waterville and Cheryl Fleming of Vernon Center for their winning photo submissions for our 2023 calendar.

Debra's submissions include the February photo of "Snowy Chamberlain Road" and August's "Shy Sunflower".

Heidi's photos include October's "Halloween Pup" and November's "Majestic Bald Eagle".

Cheryl's entries include January's "Blue Jay" and May's "Hot Air Balloon".

The 2023 calendars were handed out as part of the free gifts at the 79th Annual Meeting.

The rest of the photos for the calendar were submitted by employees Vanessa Woodcock, Barry Tallman, and Kyla Lawrence.

Another photo contest will be opening again soon and we hope to have even more submissions, so keep your camera handy!





HEAP is Available for Residents Starting November 1, 2022

We're still unsure of where the summer went, but colder weather is here to stay for the foreseeable future. With that said, we know that with the rising costs of energy, heating your home for the winter may seem like a foreboding task. But all is not lost; there is help available! The Home Energy Assistance Program, also known as HEAP, is available for Madison and Oneida County residents starting November 1, 2022.

To find out more information, visit the website designated by your county, listed below! Or, feel free to stop in the office or call us with any questions at 315-893-1851

Madison County residents: <https://www.madisoncounty.ny.gov/290/Home-Energy-Assistance-Program>

Oneida County residents: <https://ocgov.net/oneida/socialservices/heap>

Annual Meeting Surveys

If you attended our Annual Meeting on October 7, 2022, check your mail for your chance at *another* \$25 bill credit!

A survey has been mailed to all of those members who came and checked into the meeting. We value and appreciate your feedback! We want to make sure that the Annual Meeting is the best it possibly can be, and we can't do that without your assistance!

You will have until December 31, 2022, to complete and return the survey in order to be considered for the drawing. A random winner will be chosen to have an additional \$25 bill credit added to their account. Just make sure to put a return address on the postcard or you won't be entered into the drawing!

The winner will be notified by phone and the bill credit will be applied to the January 28, 2023 billing statement.

If you have any questions or concerns, feel free to call the office during regular business hours at 315-893-1851 or email kyla@oneidamadison.com

Save the Date!

The office will be CLOSED for the following holidays:

Christmas Eve (observed)

Friday, December 23, 2022

Christmas Day (observed)

Monday, December 26, 2022

New Year's Day (observed)

Monday, January 2, 2023

Martin Luther King, Jr. Day

Monday, January 16, 2023

As always, in the case of an outage or emergency, please call **315-893-1851**

24 hours/day, 365 days/year

For the most up-to-date information regarding news, outages, contests, and more,

Like and Follow us on

Facebook!



At Home with Hazel

This Yule Log is surprisingly easy to make and with decadent flavors of chocolate and coffee, its sure to be a showstopper at your next holiday gathering!

Chocolate Yule Log

Prep time: 50 mins **Cook time:** 10 mins

Refrigeration time: 2 hours 15 mins

Ingredients

Buttercream Filling:

- 1 2/3 C powdered sugar
- 1/2 C unsalted butter, at room temperature
- 2 Tbsp coffee-flavored liqueur
- 1 1/2 Tbsp unsweetened cocoa powder
- 1 pinch salt
- 1/3 C mascarpone cheese

Sponge Cake:

- 2 Tbsp melted butter
- 1/2 C unsweetened cocoa powder
- 2 Tbsp all-purpose flour
- 1/2 tsp kosher salt
- 5 large eggs, at room temperature
- 2/3 C granulated sugar
- 1/2 tsp vanilla extract
- 2 Tbsp powdered sugar, or as needed

Ganache Frosting:

- 1 C heavy cream, boiling-hot
- 1- 8 oz package semi-sweet chocolate chips

Directions:

1. Make the buttercream filling: whip first 5 ingredients until combined.
2. Transfer to a medium bowl and fold in mascarpone until combined. Set aside.
3. Preheat oven to 400° F. Prepare a 13x8 rimmed sheet pan for cake: brush melted butter over pan, then line with parchment paper. Brush more butter on top.
4. Whisk cocoa, flour & salt in a bowl, breaking up any clumps.
5. In a clean bowl, whisk eggs and granulated sugar for 2-3 mins or until fluffy, thick & light in color. Add vanilla and cocoa mixture. Mix until moistened but not fully blended.
6. Pour cake batter into prepared pan and spread out with spatula. Tap the pan on the counter to remove any large air bubbles.
7. Bake until top is dry and edges start to pull away from sides, 8-10mins.
8. While cake is baking, sift powdered sugar onto clean kitchen towel to cover an area slightly larger than the sponge cake.

9. Remove cake, run a knife around the edges of the pan. Dust powdered sugar over the top, run spatula under parchment paper to make sure it's not stuck to the pan.
10. Quickly flip the pan on top of the sugared area on the towel to invert the cake. Gently roll up the cake in the towel; allow to cool for 15 mins.
11. Carefully unroll cooled cake. Dollop buttercream filling and spread to edges. Gently roll cake over the filling. Sprinkle with powdered sugar, then wrap in plastic wrap. Refrigerate until firm—about 2 hours.
12. Make ganache: pour hot cream over chocolate chips in a bowl. Let sit for 1 minutes then whisk until smooth.
13. Place refrigerated log onto a parchment lined sheet pan. Spread a layer of ganache all over cake except for the swirls on the end. Refrigerate an additional 15 minutes.
14. Use the tip of a knife to carve lines into the ganache to create the appearance of tree bark.
15. Decorate with berries, mint leaves, or whatever other additions you'd like.

